



ROBESLEE



CONCRETE

NON-COMPOSITE LINTELS

Permissible U.D.L. in kN/m



CLEAR SPAN (mm)	900	1200	1500	1800	2100	2400	2700	3000	3300	3600	3900
TYPE C (100 X 145mm) 27m/ton	32.60	23.30	18.10	13.90	10.50	8.15	6.53	5.34	4.39	3.42	2.71
TYPE D (145 X 100mm) 27m/ton	30.10	20.00	13.40	9.58	7.20	5.17	3.70	2.74	2.09	1.62	1.29
TYPE E (100 X 100mm) 38m/ton	13.00	7.88	5.27	3.78	2.84	2.21	1.77	1.05	-	-	-
TYPE F (145 X 145mm) 18m/ton	41.60	29.80	22.70	16.20	12.20	9.49	7.59	6.22	5.18	4.39	3.19
TYPE K9 (100 X 215mm) 18m/ton	54.70	38.10	29.20	23.70	19.90	17.20	14.70	12.10	10.00	8.51	7.29
TYPE G8 (140 X 215mm) 14m/ton	64.10	56.80	44.67	32.18	24.95	19.58	15.91	13.04	10.42	8.79	7.57
TYPE U2 (100 X 145mm) 27m/ton	31.20	21.20	14.20	10.20	7.65	5.95	4.77	3.90	-	-	-
TYPE U2 (145 X 100mm) 27m/ton	23.40	14.20	9.48	6.79	5.10	3.97	3.18	2.60	-	-	-

NON-COMPOSITE LINTELS

TYPE C (100X145mm) **TYPE D** (145X100mm) **TYPE E** (100X100mm) **TYPE F** (145X145mm)

TYPE K9 (100X215mm) **TYPE U2** (100X145mm) **TYPE U2** (145X100mm)

TYPE G8 (140x215mm)

These lintels are designed to take direct imposed loads. Rafters, wall plates and floor joists may be accommodated as directly imposed loads - see tables for loadbearing capacities.

BEARING: Minimum of 150mm each side or as directed by the structural engineer.

PROPPING: Propping is not required with this type of lintel.

BRICKWORK: Non-composite lintels do not require brickwork bonded to them. Point loads from girders, trusses, steel beams ect. require to be referred to our Customer Advisory Service.

POSITIONING: Lintels must be placed with wire in correct position.

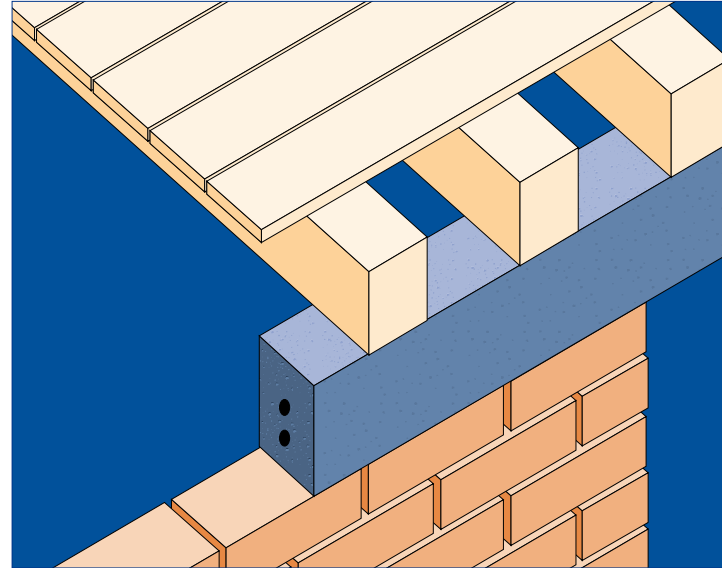
Lintels are marked top.

ORDERING: All sizes listed are normal stock sizes.

*All lintels are designed in accordance with -
BS 5977: Part 1: 1981, BS EN 845-2: 2103, BS 8110: Part 1: 1985, BS 8110: Part 2: 1985.*

*Concrete used is Grade 50. Fire resistance is 1/2 hour (ref BS EN 1992-1-4 clause 5.2(5)).
Fire resistance can be improved by the application of non-combustible finishes.*

*The evolution of new designs is continuous, and information is subject to change without notice. Customers should check with the supplier to ensure that they have the latest details.
No liability or responsibility of any kind (including liability for negligence) is accepted in respect of advice, recommendations or specifications supplied by the company, its Servants or its Agents.*



BEARING DIRECT LOADS, SUCH AS JOISTS

Technical Advice:

Call **0141 775 2677**

Email **info@robleslee.co.uk**

Upload **ftp.robleslee.co.uk**